

SUMMITRY

Performance History

CA NV United Methodist Foundation, AA Portfolio (xxxx1174)

	End Value	Total Return	Asset Class Returns		Benchmarks		Additional Indexes	
			EQUITIES	FIXED INCOME	Blended Benchmark (60% / 40%) (1)	Blended Benchmark (45% / 55%) (2)	S&P 500 Composite	Bloomberg US Intrm Government / Credit
Monthly								
December 2024	18,779,422.15	(0.99%)	(1.45%)	(0.78%)	(2.08%)	(1.97%)	(2.38%)	(0.62%)
November 2024	18,438,814.41	3.51%	6.84%	0.65%	3.94%	3.22%	5.87%	0.62%
October 2024	18,060,675.30	(0.41%)	0.57%	(1.15%)	(1.54%)	(1.77%)	(0.91%)	(1.60%)
September 2024	18,599,011.31	1.98%	3.17%	0.98%	1.82%	1.70%	2.14%	1.08%
August 2024	18,128,001.50	1.56%	1.98%	1.11%	2.03%	1.88%	2.43%	1.15%
July 2024	18,138,382.76	1.45%	1.56%	1.77%	1.66%	1.83%	1.22%	1.88%
June 2024	18,025,009.20	1.41%	2.34%	0.62%	2.53%	2.14%	3.59%	0.80%
May 2024	17,596,036.24	1.42%	2.16%	0.94%	3.65%	3.16%	4.96%	1.21%
April 2024	16,551,432.52	(3.37%)	(5.99%)	(0.90%)	(3.46%)	(3.23%)	(4.08%)	(1.35%)
March 2024	17,575,985.64	1.69%	2.78%	0.66%	2.30%	1.96%	3.22%	0.64%
February 2024	17,482,953.24	3.27%	8.00%	(0.75%)	2.64%	1.63%	5.34%	(0.99%)
January 2024	17,125,563.29	1.23%	2.66%	0.17%	0.90%	0.61%	1.68%	0.21%
Monthly Total	18,779,422.15	13.30%	26.74%	3.32%	15.04%	11.47%	25.02%	3.00%
Quarterly								
Fourth Quarter 2024	18,779,422.15	2.06%	5.89%	(1.28%)	0.21%	(0.61%)	2.41%	(1.60%)
Third Quarter 2024	18,599,011.31	5.07%	6.85%	3.91%	5.61%	5.51%	5.89%	4.17%
Second Quarter 2024	18,025,009.20	(0.62%)	(1.71%)	0.65%	2.60%	1.97%	4.28%	0.64%
First Quarter 2024	17,575,985.64	6.31%	13.96%	0.07%	5.94%	4.24%	10.56%	(0.15%)
Quarterly Total	18,779,422.15	13.30%	26.74%	3.32%	15.04%	11.47%	25.02%	3.00%
Annual								
2024	18,779,422.15	13.30%	26.74%	3.32%	15.04%	11.47%	25.02%	3.00%
2023	17,056,348.62	16.74%	30.74%	6.63%	17.67%	14.55%	26.29%	5.24%
2022	14,860,044.40	(15.89%)	(20.88%)	(4.80%)	(15.79%)	n/a	(18.11%)	(8.23%)
2021	36,084,292.50	16.80%	25.76%	(0.45%)	15.86%	n/a	28.70%	(1.44%)
2020	32,158,656.83	11.82%	13.72%	4.72%	14.73%	n/a	18.40%	6.43%
2019	29,352,053.34	20.88%	31.97%	7.66%	22.18%	n/a	31.49%	6.80%
2018	23,213,516.93	(5.02%)	(7.22%)	1.27%	(2.35%)	n/a	(4.38%)	0.88%
2017	23,859,453.61	9.82%	15.72%	2.67%	14.21%	n/a	21.83%	2.14%

This performance summary has been prepared by Summitry. If you have a closed account that is included in your household, the total line will include the performance for that account(s). Although we make every effort to verify all information presented, we do not guarantee the accuracy of information presented herein. All opinions presented herein are strictly that of the Summitry. You should not construe any implied or expressed conclusions presented in this summary as a promise of future returns. Past performance is not a guarantee of a future results. All returns presented are net of fees charged to your account and include reinvested dividends. General market data quoted herein has been obtained from reliable sources but we do not guarantee its accuracy. Please contact us if you have questions about this performance appraisal.

SUMMITRY

Performance History

CA NV United Methodist Foundation, AA Portfolio (xxxx1174)

	End Value	Total Return	Asset Class Returns		Benchmarks		Additional Indexes	
			EQUITIES	FIXED INCOME	Blended Benchmark (60% / 40%) (1)	Blended Benchmark (45% / 55%) (2)	S&P 500 Composite	Bloomberg US Intra Government / Credit
Annual								
2016	22,206,996.38	8.40%	14.38%	3.08%	8.31%	n/a	11.96%	2.08%
2015	20,010,113.62	0.96%	1.42%	1.19%	1.28%	n/a	1.38%	1.07%
2014	20,001,534.12	9.30%	12.66%	4.77%	10.62%	n/a	13.69%	3.13%
2013	15,862,344.32	21.98%	35.22%	(2.13%)	17.56%	n/a	32.39%	(0.86%)
2012	12,074,091.41	11.24%	15.28%	5.88%	11.31%	n/a	16.00%	3.89%
2011	11,067,686.97	4.31%	3.12%	8.92%	4.69%	n/a	2.11%	5.80%
2010	9,034,099.17	9.87%	12.94%	8.13%	12.12%	n/a	15.06%	5.89%
2009	8,491,034.04	16.28%	22.69%	3.38%	18.40%	n/a	26.46%	5.24%
2008	7,702,888.68	* (16.40%)	* (27.57%)	* 0.27%	(15.73%)	n/a	(27.45%)	3.50%
Annual Total	18,779,422.15	* 7.53%	* 11.01%	* 3.24%	8.50%	n/a	11.96%	2.63%

* Partial period return

Returns for periods exceeding 12 months are annualized.

Additional Benchmark Information:

(1) CANVUMF's policy benchmark for the AA Portfolio is 60% S&P 500; 40% Bloomberg Intermediate Govt/Credit Index

(2) We present a 45% S&P 500; 55% Bloomberg Intermediate Govt/Credit Index benchmark here because roughly 50% of the AA Portfolio's equities are held in a separate account Indexed to the S&P 500. Since the creation of the Indexed account in July, 2022, the account presented here has been split approximately 45% to equities and 55% to fixed income securities.

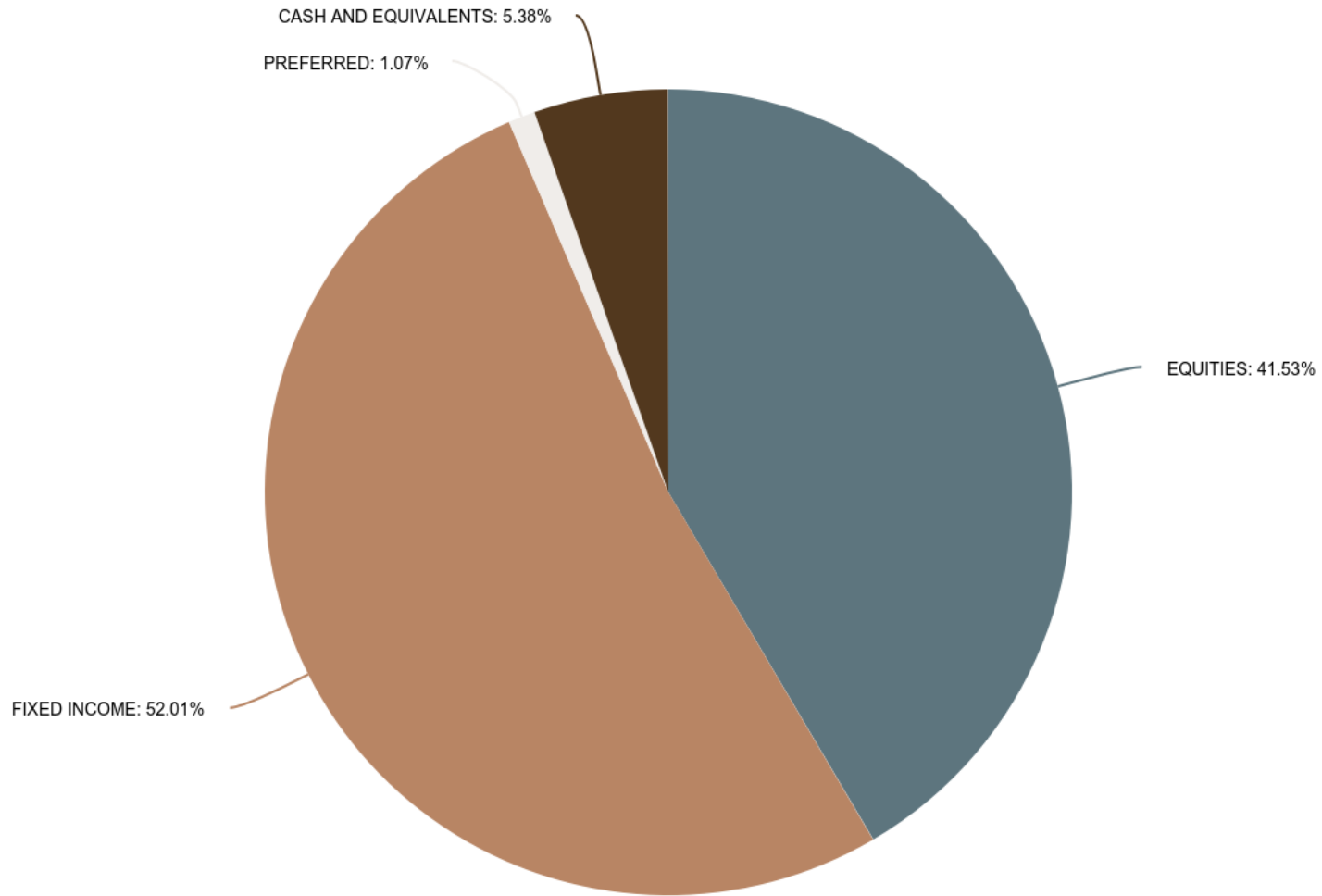
This performance summary has been prepared by Summitry. If you have a closed account that is included in your household, the total line will include the performance for that account(s). Although we make every effort to verify all information presented, we do not guarantee the accuracy of information presented herein. All opinions presented herein are strictly that of the Summitry. You should not construe any implied or expressed conclusions presented in this summary as a promise of future returns. Past performance is not a guarantee of a future results. All returns presented are net of fees charged to your account and include reinvested dividends. General market data quoted herein has been obtained from reliable sources but we do not guarantee its accuracy. Please contact us if you have questions about this performance appraisal.

SUMMITRY

CA NV United Methodist Foundation, AA Portfolio
As of December 31, 2024
Inception Date: 7/2/2008

Asset Allocation

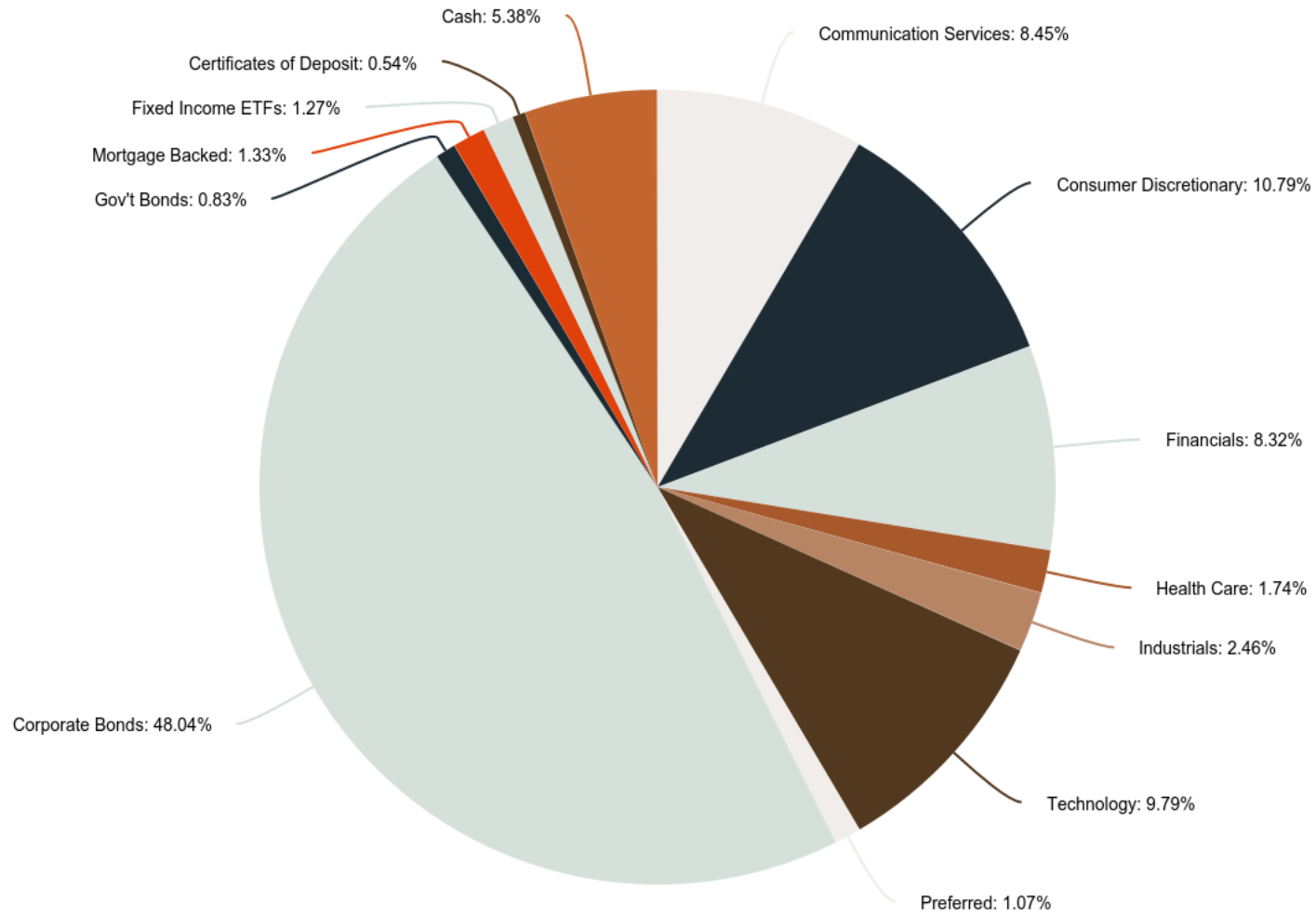
CA NV United Methodist Foundation, AA Portfolio (xxxx1174)



SUMMITRY

Asset Allocation

CA NV United Methodist Foundation, AA Portfolio (xxxx1174)



SUMMITRY

Holdings

CA NV United Methodist Foundation, AA Portfolio (xxxx1174)

Quantity	Symbol	Description	Price	Value	Weight	Annual Income	Current Yield	Cost Basis
Communication Services								
2,773.00	GOOGL	ALPHABET INC. CLASS A	189.30	524,928.90	2.80%	2,218.40	0.42%	37,093.78
621.00	META	META PLATFORMS INC CLASS A	585.51	363,601.71	1.94%	1,242.00	0.34%	84,052.96
210.00	NFLX	NETFLIX INC	891.32	187,177.20	1.00%	0.00	0.00%	112,293.12
22,182.00	NTDOY	NINTENDO LTD ADR	14.63	324,522.66	1.73%	5,798.15	1.79%	269,328.39
7,256.00	UMGNF	UNIVERSAL MUSIC GROUP NV	25.60	185,720.22	0.99%	0.00	0.00%	144,315.92
		Communication Services Total		1,585,950.69	8.45%	9,258.55	0.58%	647,084.17
Consumer Discretionary								
2,224.00	AMZN	AMAZON.COM INC	219.39	487,923.36	2.60%	0.00	0.00%	258,211.62
1,299.00	LOW	LOWES COMPANIES INC	246.80	320,593.20	1.71%	5,975.40	1.86%	120,752.01
263.00	LVMHF	LVMH MOET HENNESSY LOUIS VUITTON SE	658.00	173,054.97	0.92%	0.00	0.00%	181,313.18
1,998.00	ROST	ROSS STORES INC	151.27	302,237.46	1.61%	2,937.06	0.97%	131,562.76
2,785.00	SBUX	STARBUCKS CORP	91.25	254,131.25	1.35%	6,795.40	2.67%	220,920.74
1,121.00	ULTA	ULTA SALON COSM & FRAG	434.93	487,556.53	2.60%	0.00	0.00%	394,218.31
		Consumer Discretionary Total		2,025,496.77	10.79%	15,707.86	0.78%	1,306,978.62
Financials								
396.00	BRKB	BERKSHIRE HATHAWAY CL B	453.28	179,498.88	0.96%	0.00	0.00%	23,024.60
717.00	MA	MASTERCARD INC	526.57	377,550.69	2.01%	2,179.68	0.58%	152,881.59
388.00	MCO	MOODYS CORP	473.37	183,667.56	0.98%	1,319.20	0.72%	103,047.53
4,659.00	SCHW	SCHWAB CHARLES CORP NEW	74.01	344,812.59	1.84%	4,659.00	1.35%	188,312.25
1,507.00	V	VISA INC CL A	316.04	476,272.28	2.54%	3,556.52	0.75%	119,233.73
		Financials Total		1,561,802.00	8.32%	11,714.40	0.75%	586,499.70
Health Care								
2,436.00	A	AGILENT TECHNOLOGIES INC	134.34	327,252.24	1.74%	2,416.51	0.74%	210,128.30
Industrials								
2,272.00	CARR	CARRIER GLOBAL CORP	68.26	155,086.72	0.83%	2,044.80	1.32%	131,400.21
3,540.00	GXO	GXO LOGISTICS INC	43.50	153,990.00	0.82%	0.00	0.00%	171,478.66

You should be receiving monthly statements from your custodian and quarterly reports from Summitry. We urge you to compare both reports to ensure accurate reporting. Please let us know if you do not receive a separate statement from your custodian. There may be variances between the reports because of the timing in posting of dividends or interest. In addition, certain assets may be managed by Summitry but the assets may be held by the broker and/or custodian for retirement plans (e.g. 401(k), etc.): or employer securities (e.g. stock options). Please note that the annual income is an estimate based on projected dividends; actual amounts may vary. We request that you contact us in the event that you see any discrepancies or have any questions.

SUMMITRY

Holdings

CA NV United Methodist Foundation, AA Portfolio (xxxx1174)

Quantity	Symbol	Description	Price	Value	Weight	Annual Income	Current Yield	Cost Basis
Industrials								
863.00	ODFL	OLD DOMINION FREIGHT LINE INC	176.40	152,233.20	0.81%	897.52	0.59%	152,099.34
		Industrials Total		461,309.92	2.46%	2,942.32	0.64%	454,978.21
Technology								
2,614.00	FI	FISERV INC	205.42	536,967.88	2.86%	0.00	0.00%	121,729.87
632.00	MSFT	MICROSOFT CORP	421.50	266,388.00	1.42%	2,098.24	0.79%	16,142.17
859.00	CRM	SALESFORCE COM	334.33	287,189.47	1.53%	1,374.40	0.48%	185,001.03
2,409.00	TSM	TAIWAN SEMICONDUCTOR MFG CO LTD ADR	197.49	475,753.41	2.53%	7,275.44	1.53%	218,513.78
704.00	ZBRA	ZEBRA TECHNOLOGIES CORP C	386.22	271,898.88	1.45%	0.00	0.00%	120,031.82
		Technology Total		1,838,197.64	9.79%	10,748.08	0.58%	661,418.67
Preferred								
100,000.00	064058AH3	BONY Mellon 4.700 Perp 25 FRN 01/01/2099 4.700% Call 09/20/2025 100.00	99.00	99,000.00	0.53%	4,700.00	4.75%	109,077.47
		Accrued Income		1,318.61				
85.00	WFC+L	Wells Fargo L	1,194.31	101,516.35	0.54%	6,375.00	6.28%	100,516.25
		Preferred Total		201,834.96	1.07%	11,075.00	5.52%	209,593.72
Corporate Bonds								
100,000.00	002824BG4	Abbott 4.750 11/30/36 36 11/30/2036 4.750% Call 05/30/2036 100.00	96.19	96,190.70	0.51%	4,750.00	4.94%	96,142.73
		Accrued Income		409.03				
100,000.00	00287YCY3	AbbVie 4.550 03/15/35 34 03/15/2035 4.550% Call 09/15/2034 100.00	93.60	93,595.30	0.51%	4,550.00	4.86%	96,576.36
		Accrued Income		1,339.72				
100,000.00	025816DW6	American Express 5.284 07/26/35 34 FRN 07/26/2035 5.284% Call 07/26/2034 100.00	98.66	98,661.20	0.54%	5,284.00	5.36%	102,151.24
		Accrued Income		2,275.06				

You should be receiving monthly statements from your custodian and quarterly reports from Summitry. We urge you to compare both reports to ensure accurate reporting. Please let us know if you do not receive a separate statement from your custodian. There may be variances between the reports because of the timing in posting of dividends or interest. In addition, certain assets may be managed by Summitry but the assets may be held by the broker and/or custodian for retirement plans (e.g. 401(k), etc.): or employer securities (e.g. stock options). Please note that the annual income is an estimate based on projected dividends; actual amounts may vary. We request that you contact us in the event that you see any discrepancies or have any questions.

SUMMITRY

Holdings

CA NV United Methodist Foundation, AA Portfolio (xxxx1174)

Quantity	Symbol	Description	Price	Value	Weight	Annual Income	Current Yield	Cost Basis
Corporate Bonds								
150,000.00	03040WAL9	Amern Wtr Cap Cor 03/01/2025 3.400% Call 02/09/2025 100.00	99.76	149,644.80	0.81%	5,100.00	3.41%	150,189.24
		Accrued Income		1,700.00				
100,000.00	04636NAG8	Astrazeneca Fin 4.900 03/03/30 30 03/03/2030 4.900% Call 01/03/2030 100.00	100.03	100,025.00	0.54%	4,900.00	4.90%	100,325.42
		Accrued Income		1,606.11				
125,000.00	00206RML3	AT&T 1.700 03/25/26 23 03/25/2026 1.700% Call 01/20/2025 100.00	96.37	120,460.75	0.64%	2,125.00	1.76%	125,203.74
		Accrued Income		566.67				
125,000.00	052769AD8	Autodesk 4.375 06/15/25 25 06/15/2025 4.375% Call 03/15/2025 100.00	99.72	124,646.25	0.67%	5,468.75	4.39%	126,736.42
		Accrued Income		243.06				
100,000.00	06055JGB9	BANK AMERICA CORP FR 09/16/2036 5.100% Call 09/16/2026 100.00	95.73	95,730.80	0.52%	5,100.00	5.33%	100,014.73
		Accrued Income		1,487.50				
100,000.00	06055JFA2	BANK OF AMERICA CORP 06/21/2034 5.800% Call 12/21/2025 100.00	99.68	99,682.10	0.53%	5,800.00	5.82%	100,014.40
		Accrued Income		161.11				
100,000.00	06749NPV8	Barclays Bnk PLC 5.250 02/28/28 25 MTN 02/28/2028 5.250% Call 02/28/2025 100.00	100.10	100,096.80	0.54%	5,250.00	5.24%	100,028.72
		Accrued Income		1,793.75				
100,000.00	084659AV3	Berkshire Hath 3.700 07/15/30 30 07/15/2030 3.700% Call 04/15/2030 100.00	93.91	93,905.00	0.51%	3,700.00	3.94%	92,824.31
		Accrued Income		1,706.11				
100,000.00	06368L3L8	BMO 5.511 06/04/31 31 MTN 06/04/2031 5.511% Call 04/04/2031 100.00	101.62	101,619.50	0.54%	5,511.00	5.42%	104,104.54
		Accrued Income		413.33				
100,000.00	06051GFM6	BofAML 4.000 01/22/25 MTN 01/22/2025 4.000%	100.00	99,999.30	0.54%	4,000.00	4.00%	100,166.73
		Accrued Income		1,766.67				

You should be receiving monthly statements from your custodian and quarterly reports from Summitry. We urge you to compare both reports to ensure accurate reporting. Please let us know if you do not receive a separate statement from your custodian. There may be variances between the reports because of the timing in posting of dividends or interest. In addition, certain assets may be managed by Summitry but the assets may be held by the broker and/or custodian for retirement plans (e.g. 401(k), etc.); or employer securities (e.g. stock options). Please note that the annual income is an estimate based on projected dividends; actual amounts may vary. We request that you contact us in the event that you see any discrepancies or have any questions.

SUMMITRY

Holdings

CA NV United Methodist Foundation, AA Portfolio (xxxx1174)

Quantity	Symbol	Description	Price	Value	Weight	Annual Income	Current Yield	Cost Basis
Corporate Bonds								
100,000.00	06055JGP8	BofAML 5.050 10/29/31 25 MTN 10/29/2031 5.050% Call 10/29/2025 100.00	96.65	96,646.90	0.52%	5,050.00	5.23%	99,255.00
		Accrued Income		869.72				
100,000.00	06055JHB8	BofAML 5.150 11/18/31 26 MTN 11/18/2031 5.150% Call 05/18/2026 100.00	97.25	97,249.40	0.52%	5,150.00	5.30%	100,089.63
		Accrued Income		615.14				
100,000.00	09857LAR9	Booking Hldg 4.625 04/13/30 30 04/13/2030 4.625% Call 01/13/2030 100.00	99.08	99,079.30	0.53%	4,625.00	4.67%	99,935.00
		Accrued Income		1,002.08				
100,000.00	10373QBV1	BP Cap Mkts Amer 4.893 09/11/33 33 09/11/2033 4.893% Call 06/11/2033 100.00	96.75	96,750.20	0.52%	4,893.00	5.06%	99,584.00
		Accrued Income		1,495.08				
100,000.00	110122DZ8	Bristol-Myers 5.900 11/15/33 33 11/15/2033 5.900% Call 08/15/2033 100.00	104.99	104,986.40	0.56%	5,900.00	5.62%	102,276.54
		Accrued Income		753.89				
100,000.00	16141BAL5	Chartway Fed Cr Un Va Beach Va Cd 5.00000% 08/11/2 08/11/2027 5.000%	102.73	102,725.30	0.55%	5,000.00	4.87%	100,015.00
		Accrued Income		288.07				
80,000.00	178180GS8	City Natl Bk Los Angeles Calif Ctf Dep 4.900% 11/2 11/24/2025 4.900%	100.66	80,527.28	0.43%	3,920.00	4.87%	80,015.00
		Accrued Income		419.92				
100,000.00	191219BE3	Coca-Cola Ref 6.750 09/15/28 09/15/2028 6.750%	106.23	106,234.30	0.58%	6,750.00	6.35%	106,125.18
		Accrued Income		1,987.50				
70,000.00	194162AS2	Colgate 4.600 03/01/33 32 03/01/2033 4.600% Call 12/01/2032 100.00	98.41	68,886.65	0.37%	3,220.00	4.67%	66,904.89
		Accrued Income		1,073.33				
100,000.00	20030NBY6	Comcast 3.300 02/01/27 26 02/01/2027 3.300% Call 11/01/2026 100.00	97.34	97,341.00	0.53%	3,300.00	3.39%	97,643.87
		Accrued Income		1,375.00				

You should be receiving monthly statements from your custodian and quarterly reports from Summitry. We urge you to compare both reports to ensure accurate reporting. Please let us know if you do not receive a separate statement from your custodian. There may be variances between the reports because of the timing in posting of dividends or interest. In addition, certain assets may be managed by Summitry but the assets may be held by the broker and/or custodian for retirement plans (e.g. 401(k), etc.); or employer securities (e.g. stock options). Please note that the annual income is an estimate based on projected dividends; actual amounts may vary. We request that you contact us in the event that you see any discrepancies or have any questions.

SUMMITRY

Holdings

CA NV United Methodist Foundation, AA Portfolio (xxxx1174)

Quantity	Symbol	Description	Price	Value	Weight	Annual Income	Current Yield	Cost Basis
Corporate Bonds								
100,000.00	20030NBM2	Comcast 4.200 08/15/34 34 08/15/2034 4.200% Call 02/15/2034 100.00	91.58	91,577.00	0.50%	4,200.00	4.59%	87,841.33
		Accrued Income		1,586.67				
200,000.00	209111GE7	Con Ed of NY 5.200 03/01/33 32 03/01/2033 5.200% Call 12/01/2032 100.00	100.61	201,211.60	1.09%	10,400.00	5.17%	202,112.49
		Accrued Income		3,466.67				
100,000.00	20826FBF2	ConocoPhillips 5.050 09/15/33 33 09/15/2033 5.050% Call 06/15/2033 100.00	98.64	98,644.40	0.53%	5,050.00	5.12%	96,799.61
		Accrued Income		1,486.94				
100,000.00	244199BA2	Deere 7.125 03/03/31 03/03/2031 7.125%	112.41	112,407.10	0.61%	7,125.00	6.34%	114,402.79
		Accrued Income		2,335.42				
100,000.00	26442CBJ2	Duke Energy Caro 4.950 01/15/33 32 01/15/2033 4.950% Call 10/15/2032 100.00	98.74	98,738.40	0.54%	4,950.00	5.01%	101,480.07
		Accrued Income		2,282.50				
125,000.00	3133ENWT3	Federal Farm 3.950 05/17/29 23 05/17/2029 3.950% Call 01/17/2025 100.00	97.30	121,620.25	0.65%	4,937.50	4.06%	119,440.76
		Accrued Income		603.47				
150,000.00	337738AP3	Fiserv 3.850 06/01/25 25 06/01/2025 3.850% Call 03/01/2025 100.00	99.59	149,387.40	0.80%	5,775.00	3.87%	151,694.31
		Accrued Income		481.25				
100,000.00	375558BF9	Gilead Sciences 3.650 03/01/26 25 03/01/2026 3.650% Call 12/01/2025 100.00	98.86	98,863.60	0.53%	3,650.00	3.69%	102,635.50
		Accrued Income		1,216.67				
125,000.00	375558AZ6	Gilead Sciences I 02/01/2025 3.500% Call 01/31/2025 100.00	99.88	124,846.12	0.67%	4,375.00	3.50%	125,147.09
		Accrued Income		1,822.92				
150,000.00	38150AFX8	Goldman Sachs Group Inc Mtn 1.45000% 05/28/2026 05/28/2026 1.450% Call 02/28/2025 100.00	95.29	142,930.50	0.76%	2,175.00	1.52%	150,007.23
		Accrued Income		199.38				

You should be receiving monthly statements from your custodian and quarterly reports from Summitry. We urge you to compare both reports to ensure accurate reporting. Please let us know if you do not receive a separate statement from your custodian. There may be variances between the reports because of the timing in posting of dividends or interest. In addition, certain assets may be managed by Summitry but the assets may be held by the broker and/or custodian for retirement plans (e.g. 401(k), etc.); or employer securities (e.g. stock options). Please note that the annual income is an estimate based on projected dividends; actual amounts may vary. We request that you contact us in the event that you see any discrepancies or have any questions.

SUMMITRY

Holdings

CA NV United Methodist Foundation, AA Portfolio (xxxx1174)

Quantity	Symbol	Description	Price	Value	Weight	Annual Income	Current Yield	Cost Basis
Corporate Bonds								
100,000.00	38150ALM5	Goldman Sachs Group Inc Mtn 3.75000% 03/31/202 03/31/2027 3.750% Call 03/30/2025 100.00	97.15	97,147.90	0.52%	3,750.00	3.86%	100,000.00
		Accrued Income		947.92				
100,000.00	437076CW0	Home Depot 4.900 04/15/29 29 04/15/2029 4.900% Call 03/15/2029 100.00	100.91	100,908.50	0.54%	4,900.00	4.86%	100,050.18
		Accrued Income		1,034.44				
150,000.00	437076AS1	Home Depot 5.875 12/16/36 12/16/2036 5.875% Call 12/15/2036 0.00	105.19	157,788.60	0.84%	8,812.50	5.59%	154,932.93
		Accrued Income		367.19				
100,000.00	459200KT7	IBM 4.150 07/27/27 27 07/27/2027 4.150% Call 06/27/2027 100.00	98.88	98,882.00	0.54%	4,150.00	4.20%	98,133.60
		Accrued Income		1,775.28				
100,000.00	459200KU4	IBM 4.400 07/27/32 32 07/27/2032 4.400% Call 04/27/2032 100.00	95.40	95,399.80	0.52%	4,400.00	4.61%	98,138.53
		Accrued Income		1,882.22				
100,000.00	459200AS0	INTL BUSINESS MACH 01/15/2028 6.500%	104.67	104,668.80	0.57%	6,500.00	6.21%	105,149.87
		Accrued Income		2,997.22				
100,000.00	46124HAF3	Intuit 5.125 09/15/28 28 09/15/2028 5.125% Call 08/15/2028 100.00	101.31	101,314.90	0.55%	5,125.00	5.06%	99,688.00
		Accrued Income		1,509.03				
100,000.00	46124HAG1	Intuit 5.200 09/15/33 33 09/15/2033 5.200% Call 06/15/2033 100.00	100.05	100,048.30	0.54%	5,200.00	5.20%	100,562.89
		Accrued Income		1,531.11				
150,000.00	48128G3G3	JP Morgan 1.200 04/30/26 23 MTN 04/30/2026 1.200% Call 04/30/2025 100.00	95.19	142,784.10	0.76%	1,800.00	1.26%	150,000.00
		Accrued Income		305.00				
100,000.00	48130CWD3	JP Morgan 5.300 12/12/36 27 MTN 12/12/2036 5.300% Call 12/13/2027 100.00	97.97	97,967.80	0.52%	5,300.00	5.41%	100,014.95
		Accrued Income		265.00				

You should be receiving monthly statements from your custodian and quarterly reports from Summitry. We urge you to compare both reports to ensure accurate reporting. Please let us know if you do not receive a separate statement from your custodian. There may be variances between the reports because of the timing in posting of dividends or interest. In addition, certain assets may be managed by Summitry but the assets may be held by the broker and/or custodian for retirement plans (e.g. 401(k), etc.); or employer securities (e.g. stock options). Please note that the annual income is an estimate based on projected dividends; actual amounts may vary. We request that you contact us in the event that you see any discrepancies or have any questions.

SUMMITRY

Holdings

CA NV United Methodist Foundation, AA Portfolio (xxxx1174)

Quantity	Symbol	Description	Price	Value	Weight	Annual Income	Current Yield	Cost Basis
Corporate Bonds								
100,000.00	532457CL0	Lilly 4.700 02/09/34 33 02/09/2034 4.700% Call 11/09/2033 100.00	96.77	96,771.90	0.53%	4,700.00	4.86%	99,909.00
		Accrued Income		1,853.89				
100,000.00	532457CF3	Lilly 4.700 02/27/33 32 02/27/2033 4.700% Call 11/27/2032 100.00	97.86	97,861.50	0.53%	4,700.00	4.80%	97,550.72
		Accrued Income		1,618.89				
100,000.00	57636QBB9	Mastercard 4.350 01/15/32 31 01/15/2032 4.350% Call 11/15/2031 100.00	96.58	96,584.20	0.52%	4,350.00	4.50%	100,993.14
		Accrued Income		1,401.67				
100,000.00	57636QAX2	Mastercard 4.850 03/09/33 32 03/09/2033 4.850% Call 12/09/2032 100.00	99.14	99,141.30	0.54%	4,850.00	4.89%	101,157.04
		Accrued Income		1,508.89				
100,000.00	58013MEU4	Mcdonald s Corp 3.375 05/26/25 25 MTN 05/26/2025 3.375% Call 02/26/2025 100.00	99.41	99,409.80	0.53%	3,375.00	3.40%	100,445.40
		Accrued Income		328.13				
100,000.00	58507LBC2	Medtronic Global 4.500 03/30/33 32 03/30/2033 4.500% Call 12/30/2032 100.00	95.35	95,348.40	0.51%	4,500.00	4.72%	93,826.91
		Accrued Income		1,137.50				
100,000.00	58933YBK0	Merck & Co 4.500 05/17/33 33 05/17/2033 4.500% Call 02/17/2033 100.00	95.79	95,787.50	0.51%	4,500.00	4.70%	95,585.40
		Accrued Income		550.00				
100,000.00	30303M8L9	Meta Platforms 4.600 05/15/28 28 05/15/2028 4.600% Call 04/15/2028 100.00	100.21	100,210.70	0.54%	4,600.00	4.59%	99,965.00
		Accrued Income		587.78				
100,000.00	59156RCE6	MetLife 5.375 07/15/33 33 07/15/2033 5.375% Call 04/15/2033 100.00	101.14	101,140.80	0.55%	5,375.00	5.31%	101,547.65
		Accrued Income		2,478.47				
100,000.00	59156RAJ7	MetLife 6.375 06/15/34 06/15/2034 6.375%	107.30	107,298.40	0.57%	6,375.00	5.94%	102,379.86
		Accrued Income		283.33				

You should be receiving monthly statements from your custodian and quarterly reports from Summitry. We urge you to compare both reports to ensure accurate reporting. Please let us know if you do not receive a separate statement from your custodian. There may be variances between the reports because of the timing in posting of dividends or interest. In addition, certain assets may be managed by Summitry but the assets may be held by the broker and/or custodian for retirement plans (e.g. 401(k), etc.); or employer securities (e.g. stock options). Please note that the annual income is an estimate based on projected dividends; actual amounts may vary. We request that you contact us in the event that you see any discrepancies or have any questions.

SUMMITRY

Holdings

CA NV United Methodist Foundation, AA Portfolio (xxxx1174)

Quantity	Symbol	Description	Price	Value	Weight	Annual Income	Current Yield	Cost Basis
Corporate Bonds								
125,000.00	68389XBC8	Oracle 2.950 05/15/25 25 05/15/2025 2.950% Call 02/15/2025 100.00 Accrued Income	99.30	124,127.50 471.18	0.66%	3,687.50	2.97%	125,823.39
125,000.00	70450YAD5	PayPal Hldg 2.650 10/01/26 26 10/01/2026 2.650% Call 08/01/2026 100.00 Accrued Income	96.76	120,944.50 828.13	0.65%	3,312.50	2.74%	127,812.97
100,000.00	70450YAP8	PayPal Hldg 5.150 06/01/34 34 06/01/2034 5.150% Call 03/01/2034 100.00 Accrued Income	99.42	99,420.00 429.17	0.53%	5,150.00	5.18%	100,750.21
150,000.00	71713UAW2	Pfizer 6.600 12/01/28 12/01/2028 6.600% Accrued Income	106.16	159,234.15 825.00	0.85%	9,900.00	6.22%	156,839.07
100,000.00	716973AB8	Pfizer Invst 4.450 05/19/26 26 05/19/2026 4.450% Call 04/19/2026 100.00 Accrued Income	99.83	99,833.20 519.17	0.53%	4,450.00	4.46%	99,518.85
100,000.00	716973AA0	Pfizer Invst 4.650 05/19/25 05/19/2025 4.650% Accrued Income	99.98	99,982.20 542.50	0.54%	4,650.00	4.65%	99,924.00
150,000.00	693475AX3	PNC Finl Svc 2.600 07/23/26 26 07/23/2026 2.600% Call 05/24/2026 100.00 Accrued Income	96.65	144,976.95 1,711.67	0.78%	3,900.00	2.69%	153,153.79
100,000.00	74456QBU9	Public SVC E&G 3.700 05/01/28 28 MTN 05/01/2028 3.700% Call 02/01/2028 100.00 Accrued Income	96.73	96,729.10 616.67	0.52%	3,700.00	3.83%	97,145.64
100,000.00	78014RDP2	ROYAL BANK OF C1.25% 28FDUE 07/20/28 07/20/2028 1.250% Call 04/20/2025 100.00 Accrued Income	89.10	89,101.00 246.53	0.48%	1,250.00	1.40%	98,525.19

You should be receiving monthly statements from your custodian and quarterly reports from Summitry. We urge you to compare both reports to ensure accurate reporting. Please let us know if you do not receive a separate statement from your custodian. There may be variances between the reports because of the timing in posting of dividends or interest. In addition, certain assets may be managed by Summitry but the assets may be held by the broker and/or custodian for retirement plans (e.g. 401(k), etc.); or employer securities (e.g. stock options). Please note that the annual income is an estimate based on projected dividends; actual amounts may vary. We request that you contact us in the event that you see any discrepancies or have any questions.

SUMMITRY

Holdings

CA NV United Methodist Foundation, AA Portfolio (xxxx1174)

Quantity	Symbol	Description	Price	Value	Weight	Annual Income	Current Yield	Cost Basis
Corporate Bonds								
100,000.00	78014RKL3	Royal Bank of Canada 5.200% 01/31/2033 USD SNR GLB 01/31/2033 5.200% Call 01/31/2028 100.00	98.79	98,789.80	0.54%	5,200.00	5.26%	99,861.50
		Accrued Income		2,181.11				
100,000.00	RY5462030	Royal Bk Cda Global Medium Term Sr Bk Nts 4.150% 0 08/15/2025 4.150% Call 02/15/2025 100.00	99.55	99,550.80	0.53%	4,150.00	4.17%	100,005.46
		Accrued Income		530.28				
150,000.00	86944BAF0	Sutter Hlth 1.321 08/15/25 25 08/15/2025 1.321% Call 05/15/2025 100.00	97.64	146,453.70	0.78%	1,981.50	1.35%	150,147.71
		Accrued Income		748.57				
100,000.00	87612EBP0	Target 4.500 09/15/32 32 09/15/2032 4.500% Call 06/15/2032 100.00	96.70	96,704.20	0.52%	4,500.00	4.65%	96,633.09
		Accrued Income		1,325.00				
100,000.00	87612EBS4	Target 4.500 09/15/34 34 09/15/2034 4.500% Call 06/15/2034 100.00	94.95	94,954.90	0.51%	4,500.00	4.74%	97,918.00
		Accrued Income		1,437.50				
100,000.00	239753DL7	Target 6.650 08/01/28 08/01/2028 6.650%	105.54	105,537.50	0.58%	6,650.00	6.30%	104,712.02
		Accrued Income		2,770.83				
100,000.00	882508CH5	Texas Instrument 4.850 02/08/34 33 02/08/2034 4.850% Call 11/08/2033 100.00	98.38	98,379.50	0.53%	4,850.00	4.93%	98,901.00
		Accrued Income		1,926.53				
100,000.00	883556CW0	Thermo Fisher 4.977 08/10/30 30 08/10/2030 4.977% Call 06/10/2030 100.00	100.32	100,322.60	0.54%	4,977.00	4.96%	99,704.56
		Accrued Income		1,949.33				
130,000.00	883556CX8	Thermo Fisher 5.086 08/10/33 33 08/10/2033 5.086% Call 05/10/2033 100.00	99.06	128,782.55	0.70%	6,611.80	5.13%	129,451.40
		Accrued Income		2,607.99				

You should be receiving monthly statements from your custodian and quarterly reports from Summitry. We urge you to compare both reports to ensure accurate reporting. Please let us know if you do not receive a separate statement from your custodian. There may be variances between the reports because of the timing in posting of dividends or interest. In addition, certain assets may be managed by Summitry but the assets may be held by the broker and/or custodian for retirement plans (e.g. 401(k), etc.); or employer securities (e.g. stock options). Please note that the annual income is an estimate based on projected dividends; actual amounts may vary. We request that you contact us in the event that you see any discrepancies or have any questions.

SUMMITRY

Holdings

CA NV United Methodist Foundation, AA Portfolio (xxxx1174)

Quantity	Symbol	Description	Price	Value	Weight	Annual Income	Current Yield	Cost Basis
Corporate Bonds								
100,000.00	89114VAT4	Toronto Dominion Bank 03/31/27 03/31/2027 3.250% Call 03/31/2025 100.00	98.49	98,494.20	0.52%	3,250.00	3.30%	100,011.75
		Accrued Income		9.03				
100,000.00	89236TKF1	Toyota Motor Crd 3.650 08/18/25 MTN 08/18/2025 3.650%	99.37	99,365.00	0.54%	3,650.00	3.67%	99,253.94
		Accrued Income		1,348.47				
100,000.00	89236TLM5	Toyota Motor Crd 4.800 01/05/34 MTN 01/05/2034 4.800%	97.19	97,187.20	0.53%	4,800.00	4.94%	96,960.07
		Accrued Income		2,346.67				
100,000.00	91159XAJ4	U.S. BANCORP 5.5% 34DUE 10/29/34 10/29/2034 5.500% Call 10/29/2026 100.00	99.75	99,750.50	0.54%	5,500.00	5.51%	100,014.80
		Accrued Income		947.22				
200,000.00	904764BT3	Unilever Capital 5.000 12/08/33 33 12/08/2033 5.000% Call 09/08/2033 100.00	99.55	199,104.40	1.06%	10,000.00	5.02%	205,969.17
		Accrued Income		638.89				
100,000.00	907818EV6	Union Pacific 4.375 09/10/38 38 09/10/2038 4.375% Call 03/10/2038 100.00	89.69	89,686.50	0.48%	4,375.00	4.88%	87,125.24
		Accrued Income		1,348.96				
75,000.00	907818CU0	Union Pacific 6.250 05/01/34 05/01/2034 6.250%	106.13	79,594.35	0.43%	4,687.50	5.89%	80,719.41
		Accrued Income		781.25				
100,000.00	911312BZ8	UPS 4.875 03/03/33 32 03/03/2033 4.875% Call 12/03/2032 100.00	98.71	98,705.90	0.53%	4,875.00	4.94%	97,835.59
		Accrued Income		1,597.92				
100,000.00	911312CD6	UPS 5.150 05/22/34 34 05/22/2034 5.150% Call 02/22/2034 100.00	99.88	99,881.40	0.53%	5,150.00	5.16%	102,801.16
		Accrued Income		557.92				
100,000.00	254687EK8	Walt Disney 6.750 01/09/38 01/09/2038 6.750%	110.39	110,390.40	0.61%	6,750.00	6.11%	105,780.83
		Accrued Income		3,225.00				

You should be receiving monthly statements from your custodian and quarterly reports from Summitry. We urge you to compare both reports to ensure accurate reporting. Please let us know if you do not receive a separate statement from your custodian. There may be variances between the reports because of the timing in posting of dividends or interest. In addition, certain assets may be managed by Summitry but the assets may be held by the broker and/or custodian for retirement plans (e.g. 401(k), etc.); or employer securities (e.g. stock options). Please note that the annual income is an estimate based on projected dividends; actual amounts may vary. We request that you contact us in the event that you see any discrepancies or have any questions.

SUMMITRY

Holdings

CA NV United Methodist Foundation, AA Portfolio (xxxx1174)

Quantity	Symbol	Description	Price	Value	Weight	Annual Income	Current Yield	Cost Basis
Corporate Bonds								
100,000.00	94106LBS7	Waste Mgmt 4.150 04/15/32 32 04/15/2032 4.150% Call 01/15/2032 100.00	94.30	94,298.60	0.51%	4,150.00	4.40%	95,275.93
		Accrued Income		876.11				
100,000.00	94106LBW8	Waste Mgmt 4.875 02/15/34 33 02/15/2034 4.875% Call 11/15/2033 100.00	98.11	98,109.10	0.53%	4,875.00	4.97%	98,142.00
		Accrued Income		1,841.67				
		Corporate Bonds Total		9,022,146.47	48.04%	404,729.55	4.54%	9,004,632.76
Gov't Bonds								
150,000.00	912810EW4	US Tres Bd RATE 02/15/2026 6.000%	101.66	152,484.45	0.83%	9,000.00	5.90%	152,293.42
		Accrued Income		3,399.46				
Mortgage Backed								
100,000.00	3133EREW7	Federal Farm 5.090 05/20/31 05/20/2031 5.090% Call 05/20/2027 100.00	99.96	99,958.40	0.54%	5,090.00	5.09%	100,013.88
		Accrued Income		579.69				
50,000.00	3130ASZ69	FHLBanks 4.050 08/27/27 23 08/27/2027 4.050% Call 02/27/2025 100.00	98.86	49,429.85	0.27%	2,025.00	4.10%	50,008.26
		Accrued Income		697.50				
100,000.00	3134HACR2	Freddie Mac 4.125 08/06/29 25 MTN 08/06/2029 4.125% Call 08/06/2025 100.00	97.87	97,874.90	0.53%	4,125.00	4.21%	98,915.00
		Accrued Income		1,661.46				
		Mortgage Backed Total		250,201.80	1.33%	11,240.00	4.55%	248,937.15
Fixed Income ETFs								
2,364.00	STIP	ISHARES 0-5 YEAR TIPS	100.60	237,818.40	1.27%	6,221.88	2.62%	228,554.59

You should be receiving monthly statements from your custodian and quarterly reports from Summitry. We urge you to compare both reports to ensure accurate reporting. Please let us know if you do not receive a separate statement from your custodian. There may be variances between the reports because of the timing in posting of dividends or interest. In addition, certain assets may be managed by Summitry but the assets may be held by the broker and/or custodian for retirement plans (e.g. 401(k), etc.); or employer securities (e.g. stock options). Please note that the annual income is an estimate based on projected dividends; actual amounts may vary. We request that you contact us in the event that you see any discrepancies or have any questions.

SUMMITRY

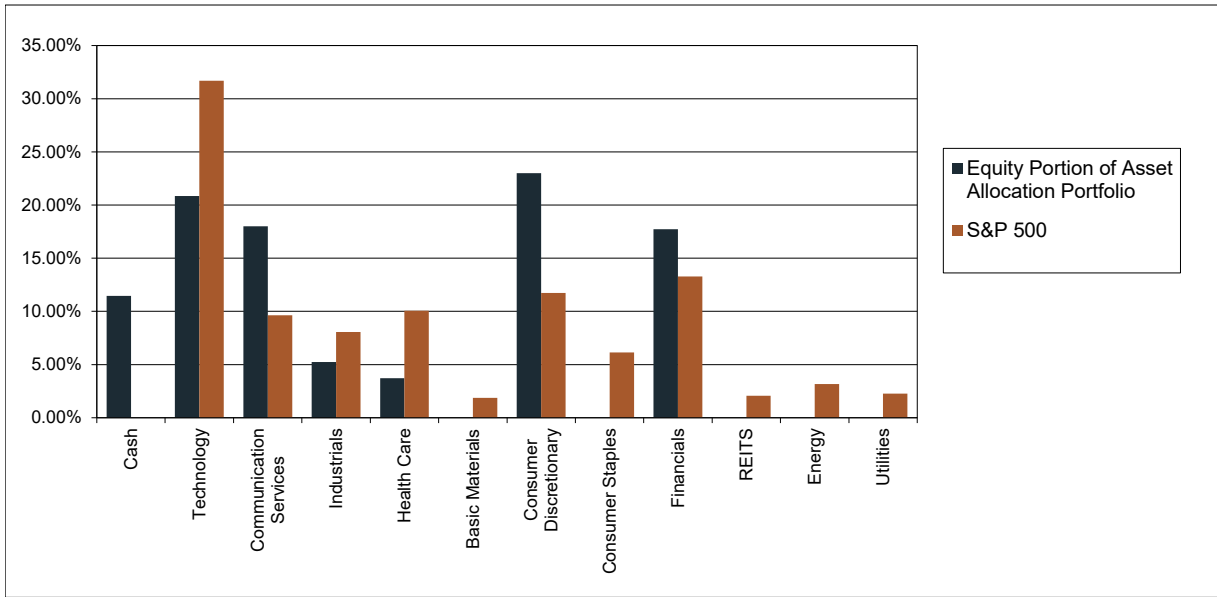
Holdings

CA NV United Methodist Foundation, AA Portfolio (xxxx1174)

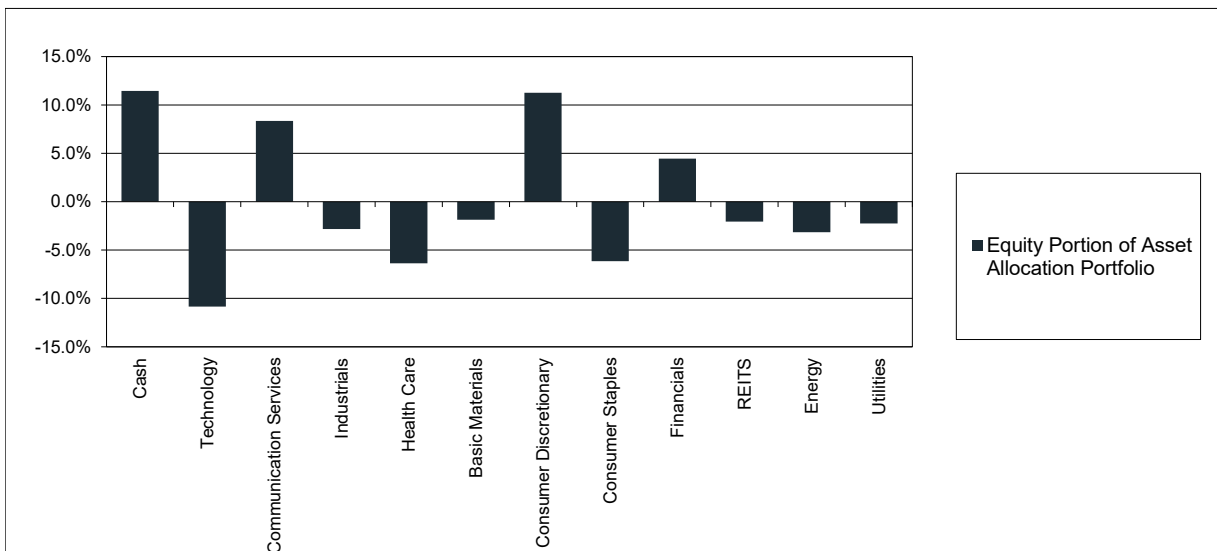
Quantity	Symbol	Description	Price	Value	Weight	Annual Income	Current Yield	Cost Basis
Certificates of Deposit								
100,000.00	795451CL5	Sallie Mae Bk Salt Lake City Ut Ctf Dep 4.900% 12/ 12/08/2025 4.900%	100.67	100,665.90	0.54%	4,900.00	4.87%	99,865.00
		Accrued Income		336.16				
Cash								
	CASH	CASH		145,953.29	0.78%	0.00	0.00%	145,953.29
864,572.00	SNSXX	Schwab Charles Family Fd Schwab Us Invs	1.00	864,572.00	4.60%	35,481.17	4.10%	864,572.00
		Cash Total		1,010,525.29	5.38%	35,481.17	3.51%	1,010,525.29
Total				18,779,422.15	100.00%	535,435.33	2.87%	14,821,489.59

You should be receiving monthly statements from your custodian and quarterly reports from Summitry. We urge you to compare both reports to ensure accurate reporting. Please let us know if you do not receive a separate statement from your custodian. There may be variances between the reports because of the timing in posting of dividends or interest. In addition, certain assets may be managed by Summitry but the assets may be held by the broker and/or custodian for retirement plans (e.g. 401(k), etc.); or employer securities (e.g. stock options). Please note that the annual income is an estimate based on projected dividends; actual amounts may vary. We request that you contact us in the event that you see any discrepancies or have any questions.

Sector Weighting: Asset Allocation Portfolio vs. S&P 500



Relative Sector Weighting: Asset Allocation Portfolio vs. S&P 500



California-Nevada United Methodist Foundation
Asset Allocation Bond Rating
12/31/2024

Asset Allocation Portfolio			Asset Allocation Portfolio		
Total Money Market (14.7%)	AAA	AAA	Total Industrial (49.5%)	A	A
Scwab US Treasury Money Fund	NR / NR	NR / NR	TOYOTA MOTOR CREDIT CORP	A1 / A+	A1 / A+
ISHARES 0-5 YEAR TIPS BOND	AGY	AGY	TEXAS INSTRUMENTS INC	Aa3 / A+	Aa3 / A+
Wells Fargo L	AGY	AGY	ELI LILLY AND COMPANY	A1 / A+	A1 / A+
Royal Bk Cda Global Medium Term Sr Bk Nts	NR / NR	NR / NR	WASTE MANAGEMENT INC	A3 / A-	A3 / A-
CITY NATIONAL BANK (CALIFORNIA	NR / NR	NR / NR	UNION PACIFIC CORP	A3 / A-	A3 / A-
SALLIE MAE BK MURRAY UTAH	NR / NR	NR / NR	UNITED PARCEL SERVICE INC	A2 / A	A2 / A
CHARTWAY FED CR UN VA BEACH VA	NR / NR	NR / NR	COMCAST CORP	A3 / A-	A3 / A-
			TARGET CORP	A2 / A	A2 / A
Total Treasury (1.4%)	AAA	AAA	ABBVIE INC	A3 / A-	A3 / A-
UNITED STATES OF AMER TREAS BO	TSY	TSY	ABBOTT LABORATORIES	Aa3 / AA-	Aa3 / AA-
			HOME DEPOT INC	A2 / A	A2 / A
Total Agency (3.4%)	AAA	AAA	WALT DISNEY COMPANY (THE)	A2 / A	A2 / A
FEDERAL FARM CREDIT	AGY	AGY	UNION PACIFIC CORP	A3 / A-	A3 / A-
FEDERAL HOME LOAN BANKS	AGY	AGY			
FEDERAL FARM CREDIT	AGY	AGY	Total Utility (6.0%)	A	A
FEDERAL HOME LOAN MORTGAGE COR	AGY	AGY	AMERICAN WATER CAPITAL CORP	Baa1 / A	Baa1 / A
			PUBLIC SERVICE ELECTRIC & GAS	A1 / A	A1 / A
Total Industrial (49.5%)	A	A	BERKSHIRE HATHAWAY ENERGY	A3 / A-	A3 / A-
GILEAD SCIENCES INC	A3 / BBB+	A3 / BBB+	DUKE ENERGY CAROLINAS LLC	Aa3 / A	Aa3 / A
ORACLE CORP	Baa2 / BBB	Baa2 / BBB	CONSOLIDATED EDISON CO(N.Y)	A3 / A-	A3 / A-
PFIZER INVEST ENTE PTE LTD.	A2 / A	A2 / A			
MCDONALD'S CORPORATION	Baa1 / BBB+	Baa1 / BBB+	Total Financial (24.0%)	A	A
AUTODESK INC	A3 / BBB+	A3 / BBB+	BANK OF AMERICA CORPORATION	A3 / BBB+	A3 / BBB+
SUTTER HEALTH. CA	A1 / A+	A1 / A+	FISERV INC	Baa2 / BBB	Baa2 / BBB
TOYOTA MOTOR CREDIT CORP	A1 / A+	A1 / A+	JPMORGAN CHASE & CO.	A1 / A	A1 / A
GILEAD SCIENCES INC	A3 / BBB+	A3 / BBB+	BANK OF AMERICA CORPORATION	A1 / A-	A1 / A-
AT&T INC	Baa2 / BBB	Baa2 / BBB	GOLDMAN SACHS GROUP INC	A2 / BBB+	A2 / BBB+
PFIZER INVEST ENTE PTE LTD.	A2 / A	A2 / A	PNC FINANCIAL SERVICES GROUP	A3 / A-	A3 / A-
COMCAST CORP	A3 / A-	A3 / A-	PAYPAL HOLDINGS INC	A3 / A-	A3 / A-
INTERNATIONAL BUS MACH CORP	A3 / A-	A3 / A-	TORONTO-DOMINION BANK	A2 / A-	A2 / A-
INTERNATIONAL BUS MACH CORP	A3 / A-	A3 / A-	GOLDMAN SACHS GROUP INC	A2 / BBB+	A2 / BBB+
META PLATFORMS INC	Aa3 / AA-	Aa3 / AA-	BARCLAYS BANK PLC	A1 / A+	A1 / A+
TARGET CORP	A2 / A	A2 / A	ROYAL BANK OF CANADA	A1 / A	A1 / A
INTUIT INC	A3 / A-	A3 / A-	BANK OF MONTREAL	A2 / A-	A2 / A-
COCA-COLA REFRESHMENTS USA INC	NR / A+	NR / A+	BANK OF AMERICA CORPORATION	A1 / A-	A1 / A-
PFIZER INC	A2 / A	A2 / A	MASTERCARD INCORPORATED	Aa3 / A+	Aa3 / A+
HOME DEPOT INC	A2 / A	A2 / A	ROYAL BANK OF CANADA	A1 / A	A1 / A
ASTRAZENECA FINANCE LLC.	A2 / A+	A2 / A+	MASTERCARD INCORPORATED	Aa3 / A+	Aa3 / A+
BOOKING HOLDINGS INC	A3 / A-	A3 / A-	METLIFE INC	A3 / A-	A3 / A-
THERMO FISHER SCIENTIFIC INC	A3 / A-	A3 / A-	PAYPAL HOLDINGS INC	A3 / A-	A3 / A-
DEERE & CO	A1 / A	A1 / A	METLIFE INC	A3 / A-	A3 / A-
WASTE MANAGEMENT INC	A3 / A-	A3 / A-	BANK OF AMERICA CORPORATION	A1 / A-	A1 / A-
INTERNATIONAL BUS MACH CORP	A3 / A-	A3 / A-	US BANCORP	A3 / NR	A3 / NR
TARGET CORP	A2 / A	A2 / A	AMERICAN EXPRESS CO	A2 / A-	A2 / A-
ELI LILLY AND COMPANY	A1 / A+	A1 / A+	BANK OF AMERICA CORPORATION	A1 / A-	A1 / A-
COLGATE-PALMOLIVE CO	Aa3 / A+	Aa3 / A+	JPMORGAN CHASE & CO.	A1 / A	A1 / A
UNITED PARCEL SERVICE INC	A2 / A	A2 / A			
MEDTRONIC GLOBAL HLDGS S C A	A3 / A	A3 / A	Total Preferred Stock (0.9%)	BBB+	BBB+
MERCK & CO INC	A1 / A+	A1 / A+	BANK OF NEW YORK MELLON CORP	Baa1 / BBB	Baa1 / BBB
THERMO FISHER SCIENTIFIC INC	A3 / A-	A3 / A-			
BRISTOL-MYERS SQUIBB CO	A2 / A	A2 / A			
BP CAP MKTS AMER INC	A1 / A-	A1 / A-			
INTUIT INC	A3 / A-	A3 / A-			
CONOCOPHILLIPS COMPANY	A2 / A-	A2 / A-			
UNILEVER CAPITAL CORP	A1 / A+	A1 / A+			

SUMMITRY

Transactions

CA NV United Methodist Foundation, AA Portfolio (xxxx1174)

From September 30, 2024 to December 31, 2024

Trade Date	Settlement Date	Activity	Description	Quantity	Commission	Amount
12/31/2024	01/02/2025	Buy	Thermo Fisher 5.086 08/10/33 33 (883556CX8) 08/10/2033 5.086% Call 05/10/2033 100.00	130,000.00	0.00	129,451.40
12/31/2024	01/02/2025	Sell	Schwab Charles Family Fd Schwab Us Invs	130,000.00	0.00	130,000.00
12/27/2024	12/30/2024	Buy	Target 4.500 09/15/32 32 (87612EBP0) 09/15/2032 4.500% Call 06/15/2032 100.00	100,000.00	0.00	96,632.00
12/27/2024	12/30/2024	Sell	Schwab Charles Family Fd Schwab Us Invs	110,000.00	0.00	110,000.00
12/26/2024	12/27/2024	Buy	MetLife 5.375 07/15/33 33 (59156RCE6) 07/15/2033 5.375% Call 04/15/2033 100.00	100,000.00	0.00	101,548.53
12/26/2024	12/27/2024	Sell	Schwab Charles Family Fd Schwab Us Invs	60,000.00	0.00	60,000.00
12/19/2024	12/20/2024	Buy	Schwab Charles Family Fd Schwab Us Invs	600,000.00	0.00	600,000.00
12/18/2024	12/19/2024	Sell	CARMAX INC	3,617.00	0.00	300,455.15
12/16/2024	12/17/2024	Sell	JPMORGAN CHASE FINC CO LLC (48130CAC9) 12/14/2027 5.500% Call 12/14/2024 100.00	100,000.00	0.00	100,000.00
12/12/2024	12/13/2024	Sell	CONOCO INC CONTRA 208251AE8 (20899AGT0) 10/15/2032 5.900%	75,000.00	0.00	82,468.50
12/12/2024	12/13/2024	Sell	PHILLIPS PETE CO 7XXXSUBMITTED FOR CASHEXP: 12/ (71899ANH1) 01/01/2099	100,000.00	0.00	110,064.00
12/11/2024	12/12/2024	Buy	JP Morgan 5.300 12/12/36 27 MTN (48130CWD3) 12/12/2036 5.300% Call 12/13/2027 100.00	100,000.00	0.00	100,000.00
12/11/2024	12/12/2024	Sell	Schwab Charles Family Fd Schwab Us Invs	100,000.00	0.00	100,000.00
12/10/2024	12/11/2024	Buy	American Express 5.284 07/26/35 34 FRN (025816DW6) 07/26/2035 5.284% Call 07/26/2034 100.00	100,000.00	0.00	102,142.00

SUMMITRY

Transactions

CA NV United Methodist Foundation, AA Portfolio (xxxx1174)

From September 30, 2024 to December 31, 2024

Trade Date	Settlement Date	Activity	Description	Quantity	Commission	Amount
12/06/2024	12/09/2024	Buy	Lilly 4.700 02/09/34 33 (532457CLO) 02/09/2034 4.700% Call 11/09/2033 100.00	100,000.00	0.00	99,909.00
12/06/2024	12/09/2024	Buy	Target 4.500 09/15/34 34 (87612EBS4) 09/15/2034 4.500% Call 06/15/2034 100.00	100,000.00	0.00	97,903.00
12/06/2024	12/09/2024	Sell	Schwab Charles Family Fd Schwab Us Invs	300,000.00	0.00	300,000.00
12/05/2024	12/06/2024	Buy	BP Cap Mkts Amer 4.893 09/11/33 33 (10373QBV1) 09/11/2033 4.893% Call 06/11/2033 100.00	100,000.00	0.00	99,569.00
12/05/2024	12/06/2024	Buy	Con Ed of NY 5.200 03/01/33 32 (209111GE7) 03/01/2033 5.200% Call 12/01/2032 100.00	100,000.00	0.00	102,966.00
12/05/2024	12/06/2024	Sell	Schwab Charles Family Fd Schwab Us Invs	300,000.00	0.00	300,000.00
12/04/2024	12/05/2024	Buy	BofAML 5.150 11/18/31 26 MTN (06055JHB8) 11/18/2031 5.150% Call 05/18/2026 100.00	100,000.00	0.00	100,090.00
12/04/2024	12/05/2024	Buy	Unilever Capital 5.000 12/08/33 33 (904764BT3) 12/08/2033 5.000% Call 09/08/2033 100.00	100,000.00	0.00	102,635.00
12/04/2024	12/05/2024	Buy	UPS 5.150 05/22/34 34 (911312CD6) 05/22/2034 5.150% Call 02/22/2034 100.00	100,000.00	0.00	102,818.00
12/04/2024	12/05/2024	Sell	Schwab Charles Family Fd Schwab Us Invs	150,000.00	0.00	150,000.00
12/03/2024	12/04/2024	Buy	Schwab Charles Family Fd Schwab Us Invs	1,000,000.00	0.00	1,000,000.00
12/03/2024	12/04/2024	Sell	AMAZON.COM INC	407.00	0.00	86,441.71
12/03/2024	12/04/2024	Sell	MASTERCARD INC	73.00	0.00	38,466.76
12/03/2024	12/04/2024	Sell	META PLATFORMS INC CLASS A	94.00	0.00	57,306.21
12/03/2024	12/04/2024	Sell	NETFLIX INC	51.00	0.00	45,791.34
12/03/2024	12/04/2024	Sell	NINTENDO LTD ADR	2,302.00	6.95	34,368.40

SUMMITRY

Transactions

CA NV United Methodist Foundation, AA Portfolio (xxxx1174)

From September 30, 2024 to December 31, 2024

Trade Date	Settlement Date	Activity	Description	Quantity	Commission	Amount
12/03/2024	12/04/2024	Sell	OLD DOMINION FREIGHT LINE INC	138.00	0.00	30,235.80
12/03/2024	12/04/2024	Sell	SALESFORCE COM	117.00	0.00	38,802.93
12/03/2024	12/04/2024	Sell	SCHWAB CHARLES CORP NEW	452.00	0.00	36,653.72
12/03/2024	12/04/2024	Sell	TAIWAN SEMICONDUCTOR MFG CO LTD ADR	590.00	0.00	116,270.89
12/03/2024	12/04/2024	Sell	VISA INC CL A	128.00	0.00	40,148.39
11/26/2024	11/27/2024	Sell	Schwab Charles Family Fd Schwab Us Invs	275,000.00	0.00	275,000.00
11/25/2024	11/26/2024	Buy	Schwab Charles Family Fd Schwab Us Invs	372,000.00	0.00	372,000.00
11/15/2024	11/18/2024	Buy	NINTENDO LTD ADR	4,181.00	0.00	55,432.95
11/15/2024	11/18/2024	Sell	Cardinal Health I (14149YBA5) 11/15/2024 3.500% Call 11/14/2024 100.00	75,000.00	0.00	75,000.00
11/11/2024	11/12/2024	Sell	BERKSHIRE HATHAWAY CL B	363.00	0.00	169,970.54
11/11/2024	11/12/2024	Sell	FISERV INC	730.00	0.00	156,537.99
11/04/2024	11/05/2024	Buy	PayPal Hldg 5.150 06/01/34 34 (70450YAP8) 06/01/2034 5.150% Call 03/01/2034 100.00	100,000.00	0.00	100,755.75
11/04/2024	11/05/2024	Sell	Schwab Charles Family Fd Schwab Us Invs	85,000.00	0.00	85,000.00
10/30/2024	10/31/2024	Buy	BofAML 5.050 10/29/31 25 MTN (06055JGP8) 10/29/2031 5.050% Call 10/29/2025 100.00	100,000.00	0.00	99,240.00
10/25/2024	10/28/2024	Buy	U.S. BANCORP 5.5% 34DUE 10/29/34 (91159XAJ4) 10/29/2034 5.500% Call 10/29/2026 100.00	100,000.00	0.00	100,000.00
10/25/2024	10/28/2024	Sell	RBC 5.660 10/25/24 MTN (78016FZR8) 10/25/2024 5.660%	100,000.00	0.00	100,000.00
10/25/2024	10/28/2024	Sell	Schwab Charles Family Fd Schwab Us Invs	15,000.00	0.00	15,000.00
10/21/2024	10/22/2024	Sell	WALT DISNEY CO (HOLDING C	2,326.00	0.00	224,435.27
10/15/2024	10/16/2024	Buy	Schwab Charles Family Fd Schwab Us Invs	180,000.00	0.00	180,000.00

SUMMITRY

Transactions

CA NV United Methodist Foundation, AA Portfolio (xxxx1174)

From September 30, 2024 to December 31, 2024

Trade Date	Settlement Date	Activity	Description	Quantity	Commission	Amount
10/15/2024	10/16/2024	Sell	Cadence Design (127387AL2) 10/15/2024 4.375% Call 10/13/2024 100.00	100,000.00	0.00	100,000.00
10/10/2024	10/11/2024	Sell	ZEBRA TECHNOLOGIES CORP C	484.00	0.00	178,802.28
10/07/2024	10/08/2024	Buy	BMO 5.511 06/04/31 31 MTN (06368L3L8) 06/04/2031 5.511% Call 04/04/2031 100.00	100,000.00	0.00	104,223.00
10/07/2024	10/08/2024	Sell	Schwab Charles Family Fd Schwab Us Invs	50,000.00	0.00	50,000.00
10/01/2024	10/02/2024	Sell	Capital One Fin 3.300 10/30/24 24 (14040HBT1) 10/30/2024 3.300% Call 10/03/2024 100.00	100,000.00	0.00	100,000.00
10/01/2024	10/02/2024	Sell	PayPal Hldg 2.400 10/01/24 24 (70450YAC7) 10/01/2024 2.400% Call 09/29/2024 100.00	150,000.00	0.00	150,000.00

SUMMITRY

Unrealized Gains and Losses

CA NV United Methodist Foundation, AA Portfolio (xxxx1174)

Quantity	Symbol	Description	Open Date	Current Value	Cost Basis	Total Gain/Loss	Percent Gain/Loss
100,000.00	002824BG4	Abbott 4.750 11/30/36 36 11/30/2036 4.750% Call 05/30/2036 100.00 Accrued Income	11/14/2023	96,190.70 409.03	96,143.39	47.31	0.05%
100,000.00	00287YCY3	AbbVie 4.550 03/15/35 34 03/15/2035 4.550% Call 09/15/2034 100.00 Accrued Income	12/06/2023	93,595.30 1,339.72	96,577.08	(2,981.78)	(3.09%)
2,436.00	A	AGILENT TECHNOLOGIES INC	03/25/2020	327,252.24	210,128.30	117,123.94	55.74%
2,773.00	GOOGL	ALPHABET INC. CLASS A	07/05/2011	524,928.90	37,093.78	487,835.12	1,315.14%
2,224.00	AMZN	AMAZON.COM INC	11/01/2022	487,923.36	258,211.62	229,711.74	88.96%
100,000.00	025816DW6	American Express 5.284 07/26/35 34 FRN 07/26/2035 5.284% Call 07/26/2034 100.00 Accrued Income	12/10/2024	98,661.20 2,275.06	102,150.96	(3,489.76)	(3.42%)
150,000.00	03040WAL9	Amern Wtr Cap Cor 03/01/2025 3.400% Call 02/09/2025 100.00 Accrued Income	06/14/2019	149,644.80 1,700.00	150,186.09	(541.29)	(0.36%)
100,000.00	04636NAG8	Astrazeneca Fin 4.900 03/03/30 30 03/03/2030 4.900% Call 01/03/2030 100.00 Accrued Income	08/08/2023	100,025.00 1,606.11	100,325.26	(300.26)	(0.30%)
125,000.00	00206RML3	AT&T 1.700 03/25/26 23 03/25/2026 1.700% Call 01/20/2025 100.00 Accrued Income	05/04/2021	120,460.75 566.67	125,203.29	(4,742.54)	(3.79%)
125,000.00	052769AD8	Autodesk 4.375 06/15/25 25 06/15/2025 4.375% Call 03/15/2025 100.00 Accrued Income	05/19/2021	124,646.25 243.06	126,725.96	(2,079.71)	(1.64%)
100,000.00	06055JGB9	BANK AMERICA CORP FR 09/16/2036 5.100% Call 09/16/2026 100.00 Accrued Income	09/12/2024	95,730.80 1,487.50	100,014.73	(4,283.93)	(4.28%)
100,000.00	06055JFA2	BANK OF AMERICA CORP 06/21/2034 5.800% Call 12/21/2025 100.00 Accrued Income	06/18/2024	99,682.10 161.11	100,014.40	(332.30)	(0.33%)

SUMMITRY

Unrealized Gains and Losses

CA NV United Methodist Foundation, AA Portfolio (xxxx1174)

Quantity	Symbol	Description	Open Date	Current Value	Cost Basis	Total Gain/Loss	Percent Gain/Loss
100,000.00	06749NPV8	Barclays Bnk PLC 5.250 02/28/28 25 MTN 02/28/2028 5.250% Call 02/28/2025 100.00	02/23/2023	100,096.80	100,028.70	68.10	0.07%
		Accrued Income		1,793.75			
100,000.00	084659AV3	Berkshire Hath 3.700 07/15/30 30 07/15/2030 3.700% Call 04/15/2030 100.00	08/31/2023	93,905.00	92,827.32	1,077.68	1.16%
		Accrued Income		1,706.11			
396.00	BRKB	BERKSHIRE HATHAWAY CL B	07/11/2008	179,498.88	23,024.60	156,474.28	679.60%
100,000.00	06368L3L8	BMO 5.511 06/04/31 31 MTN 06/04/2031 5.511% Call 04/04/2031 100.00	10/07/2024	101,619.50	104,103.03	(2,483.53)	(2.39%)
		Accrued Income		413.33			
100,000.00	06051GFM6	BofAML 4.000 01/22/25 MTN 01/22/2025 4.000%	09/29/2020	99,999.30	100,159.15	(159.85)	(0.16%)
		Accrued Income		1,766.67			
100,000.00	06055JGP8	BofAML 5.050 10/29/31 25 MTN 10/29/2031 5.050% Call 10/29/2025 100.00	10/30/2024	96,646.90	99,255.00	(2,608.10)	(2.63%)
		Accrued Income		869.72			
100,000.00	06055JHB8	BofAML 5.150 11/18/31 26 MTN 11/18/2031 5.150% Call 05/18/2026 100.00	12/04/2024	97,249.40	100,089.62	(2,840.22)	(2.84%)
		Accrued Income		615.14			
100,000.00	064058AH3	BONY Mellon 4.700 Perp 25 FRN 01/01/2099 4.700% Call 09/20/2025 100.00	08/31/2020	99,000.00	109,077.42	(10,077.42)	(9.24%)
		Accrued Income		1,318.61			
100,000.00	09857LAR9	Booking Hldg 4.625 04/13/30 30 04/13/2030 4.625% Call 01/13/2030 100.00	12/18/2023	99,079.30	99,935.00	(855.70)	(0.86%)
		Accrued Income		1,002.08			
100,000.00	10373QBV1	BP Cap Mkts Amer 4.893 09/11/33 33 09/11/2033 4.893% Call 06/11/2033 100.00	12/05/2024	96,750.20	99,584.00	(2,833.80)	(2.85%)
		Accrued Income		1,495.08			
100,000.00	110122DZ8	Bristol-Myers 5.900 11/15/33 33 11/15/2033 5.900% Call 08/15/2033 100.00	11/08/2023	104,986.40	102,275.99	2,710.41	2.65%
		Accrued Income		753.89			

SUMMITRY

Unrealized Gains and Losses

CA NV United Methodist Foundation, AA Portfolio (xxxx1174)

Quantity	Symbol	Description	Open Date	Current Value	Cost Basis	Total Gain/Loss	Percent Gain/Loss
2,272.00	CARR	CARRIER GLOBAL CORP	03/19/2024	155,086.72	131,400.21	23,686.51	18.03%
	CASH	CASH		145,953.29	145,953.29		
100,000.00	16141BAL5	Chartway Fed Cr Un Va Beach Va Cd 5.00000% 08/11/2 08/11/2027 5.000%	08/08/2023	102,725.30	100,015.00	2,710.30	2.71%
		Accrued Income		288.07			
80,000.00	178180GS8	City Natl Bk Los Angeles Calif Ctf Dep 4.900% 11/2 11/24/2025 4.900%	11/18/2022	80,527.28	80,015.00	512.28	0.64%
		Accrued Income		419.92			
100,000.00	191219BE3	Coca-Cola Ref 6.750 09/15/28 09/15/2028 6.750%	11/02/2022	106,234.30	106,121.02	113.28	0.11%
		Accrued Income		1,987.50			
70,000.00	194162AS2	Colgate 4.600 03/01/33 32 03/01/2033 4.600% Call 12/01/2032 100.00	11/01/2023	68,886.65	66,905.73	1,980.92	2.96%
		Accrued Income		1,073.33			
100,000.00	20030NBY6	Comcast 3.300 02/01/27 26 02/01/2027 3.300% Call 11/01/2026 100.00	05/22/2023	97,341.00	97,646.78	(305.78)	(0.31%)
		Accrued Income		1,375.00			
100,000.00	20030NBM2	Comcast 4.200 08/15/34 34 08/15/2034 4.200% Call 02/15/2034 100.00	10/12/2023	91,577.00	87,843.88	3,733.12	4.25%
		Accrued Income		1,586.67			
200,000.00	209111GE7	Con Ed of NY 5.200 03/01/33 32 03/01/2033 5.200% Call 12/01/2032 100.00	05/29/2024	201,211.60	202,111.75	(900.15)	(0.45%)
		Accrued Income		3,466.67			
100,000.00	20826FBF2	ConocoPhillips 5.050 09/15/33 33 09/15/2033 5.050% Call 06/15/2033 100.00	11/08/2023	98,644.40	96,800.40	1,844.00	1.90%
		Accrued Income		1,486.94			
100,000.00	244199BA2	Deere 7.125 03/03/31 03/03/2031 7.125%	12/18/2023	112,407.10	114,397.20	(1,990.10)	(1.74%)
		Accrued Income		2,335.42			
100,000.00	26442CBJ2	Duke Energy Caro 4.950 01/15/33 32 01/15/2033 4.950% Call 10/15/2032 100.00	12/18/2023	98,738.40	101,479.67	(2,741.27)	(2.70%)
		Accrued Income		2,282.50			

SUMMITRY

Unrealized Gains and Losses

CA NV United Methodist Foundation, AA Portfolio (xxxx1174)

Quantity	Symbol	Description	Open Date	Current Value	Cost Basis	Total Gain/Loss	Percent Gain/Loss
125,000.00	3133ENWT3	Federal Farm 3.950 05/17/29 23 05/17/2029 3.950% Call 01/17/2025 100.00 Accrued Income	09/22/2023	121,620.25 603.47	119,443.91	2,176.34	1.82%
100,000.00	3133EREW7	Federal Farm 5.090 05/20/31 05/20/2031 5.090% Call 05/20/2027 100.00 Accrued Income	05/13/2024	99,958.40 579.69	100,013.88	(55.48)	(0.06%)
50,000.00	3130ASZ69	FHLBanks 4.050 08/27/27 23 08/27/2027 4.050% Call 02/27/2025 100.00 Accrued Income	08/19/2022	49,429.85 697.50	50,008.26	(578.41)	(1.16%)
150,000.00	337738AP3	Fiserv 3.850 06/01/25 25 06/01/2025 3.850% Call 03/01/2025 100.00 Accrued Income	05/05/2021	149,387.40 481.25	151,683.17	(2,295.77)	(1.51%)
2,614.00	FI	FISERV INC	07/14/2009	536,967.88	121,729.87	415,238.01	341.11%
100,000.00	3134HACR2	Freddie Mac 4.125 08/06/29 25 MTN 08/06/2029 4.125% Call 08/06/2025 100.00 Accrued Income	07/31/2024	97,874.90 1,661.46	98,915.00	(1,040.10)	(1.05%)
100,000.00	375558BF9	Gilead Sciences 3.650 03/01/26 25 03/01/2026 3.650% Call 12/01/2025 100.00 Accrued Income	04/26/2021	98,863.60 1,216.67	102,629.31	(3,765.71)	(3.67%)
125,000.00	375558AZ6	Gilead Sciences I 02/01/2025 3.500% Call 01/31/2025 100.00 Accrued Income	02/20/2018	124,846.13 1,822.92	125,142.49	(296.36)	(0.24%)
150,000.00	38150AFX8	Goldman Sachs Group Inc Mtn 1.45000% 05/28/2026 05/28/2026 1.450% Call 02/28/2025 100.00 Accrued Income	05/26/2021	142,930.50 199.38	150,007.21	(7,076.71)	(4.72%)
100,000.00	38150ALM5	Goldman Sachs Group Inc Mtn 3.75000% 03/31/202 03/31/2027 3.750% Call 03/30/2025 100.00 Accrued Income	03/29/2022	97,147.90 947.92	100,000.00	(2,852.10)	(2.85%)
3,540.00	GXO	GXO LOGISTICS INC	07/09/2024	153,990.00	171,478.66	(17,488.66)	(10.20%)

SUMMITRY

Unrealized Gains and Losses

CA NV United Methodist Foundation, AA Portfolio (xxxx1174)

Quantity	Symbol	Description	Open Date	Current Value	Cost Basis	Total Gain/Loss	Percent Gain/Loss
100,000.00	437076CW0	Home Depot 4.900 04/15/29 29 04/15/2029 4.900% Call 03/15/2029 100.00 Accrued Income	11/28/2023	100,908.50 1,034.44	100,050.15	858.35	0.86%
150,000.00	437076AS1	Home Depot 5.875 12/16/36 12/16/2036 5.875% Call 12/15/2036 0.00 Accrued Income	11/15/2023	157,788.60 367.19	154,932.12	2,856.48	1.84%
100,000.00	459200KT7	IBM 4.150 07/27/27 27 07/27/2027 4.150% Call 06/27/2027 100.00 Accrued Income	06/14/2023	98,882.00 1,775.28	98,135.43	746.57	0.76%
100,000.00	459200KU4	IBM 4.400 07/27/32 32 07/27/2032 4.400% Call 04/27/2032 100.00 Accrued Income	12/18/2023	95,399.80 1,882.22	98,139.09	(2,739.29)	(2.79%)
100,000.00	459200AS0	INTL BUSINESS MACH 01/15/2028 6.500% Accrued Income	05/19/2023	104,668.80 2,997.22	105,145.63	(476.83)	(0.45%)
100,000.00	46124HAF3	Intuit 5.125 09/15/28 28 09/15/2028 5.125% Call 08/15/2028 100.00 Accrued Income	09/25/2023	101,314.90 1,509.03	99,688.00	1,626.90	1.63%
100,000.00	46124HAG1	Intuit 5.200 09/15/33 33 09/15/2033 5.200% Call 06/15/2033 100.00 Accrued Income	05/06/2024	100,048.30 1,531.11	100,562.75	(514.45)	(0.51%)
2,364.00	STIP	ISHARES 0-5 YEAR TIPS	09/29/2022	237,818.40	228,554.59	9,263.81	4.05%
150,000.00	48128G3G3	JP Morgan 1.200 04/30/26 23 MTN 04/30/2026 1.200% Call 04/30/2025 100.00 Accrued Income	04/28/2021	142,784.10 305.00	150,000.00	(7,215.90)	(4.81%)
100,000.00	48130CWD3	JP Morgan 5.300 12/12/36 27 MTN 12/12/2036 5.300% Call 12/13/2027 100.00 Accrued Income	12/11/2024	97,967.80 265.00	100,014.95	(2,047.15)	(2.05%)
100,000.00	532457CLO	Lilly 4.700 02/09/34 33 02/09/2034 4.700% Call 11/09/2033 100.00 Accrued Income	12/06/2024	96,771.90 1,853.89	99,909.00	(3,137.10)	(3.14%)

SUMMITRY

Unrealized Gains and Losses

CA NV United Methodist Foundation, AA Portfolio (xxxx1174)

Quantity	Symbol	Description	Open Date	Current Value	Cost Basis	Total Gain/Loss	Percent Gain/Loss
100,000.00	532457CF3	Lilly 4.700 02/27/33 32 02/27/2033 4.700% Call 11/27/2032 100.00 Accrued Income	11/08/2023	97,861.50 1,618.89	97,551.38	310.12	0.32%
1,299.00	LOW	LOWES COMPANIES INC	08/15/2019	320,593.20	120,752.01	199,841.19	165.50%
263.00	LVMHF	LVMH MOET HENNESSY LOUIS VUITTON SE	09/24/2024	173,054.97	181,313.18	(8,258.21)	(4.55%)
100,000.00	57636QBB9	Mastercard 4.350 01/15/32 31 01/15/2032 4.350% Call 11/15/2031 100.00 Accrued Income	09/27/2024	96,584.20 1,401.67	100,992.79	(4,408.59)	(4.37%)
100,000.00	57636QAX2	Mastercard 4.850 03/09/33 32 03/09/2033 4.850% Call 12/09/2032 100.00 Accrued Income	12/06/2023	99,141.30 1,508.89	101,156.72	(2,015.42)	(1.99%)
717.00	MA	MASTERCARD INC	02/07/2019	377,550.69	152,881.59	224,669.10	146.96%
100,000.00	58013MEU4	Mcdonald s Corp 3.375 05/26/25 25 MTN 05/26/2025 3.375% Call 02/26/2025 100.00 Accrued Income	03/04/2022	99,409.80 328.13	100,442.35	(1,032.55)	(1.03%)
100,000.00	58507LBC2	Medtronic Global 4.500 03/30/33 32 03/30/2033 4.500% Call 12/30/2032 100.00 Accrued Income	11/13/2023	95,348.40 1,137.50	93,828.54	1,519.86	1.62%
100,000.00	58933YBK0	Merck & Co 4.500 05/17/33 33 05/17/2033 4.500% Call 02/17/2033 100.00 Accrued Income	11/14/2023	95,787.50 550.00	95,586.58	200.92	0.21%
100,000.00	30303M8L9	Meta Platforms 4.600 05/15/28 28 05/15/2028 4.600% Call 04/15/2028 100.00 Accrued Income	05/22/2023	100,210.70 587.78	99,965.00	245.70	0.25%
621.00	META	META PLATFORMS INC CLASS A	11/28/2018	363,601.71	84,052.96	279,548.75	332.59%
100,000.00	59156RCE6	MetLife 5.375 07/15/33 33 07/15/2033 5.375% Call 04/15/2033 100.00 Accrued Income	12/26/2024	101,140.80 2,478.47	101,547.43	(406.63)	(0.40%)
100,000.00	59156RAJ7	MetLife 6.375 06/15/34 06/15/2034 6.375% Accrued Income	10/12/2023	107,298.40 283.33	102,379.34	4,919.06	4.80%

SUMMITRY

Unrealized Gains and Losses

CA NV United Methodist Foundation, AA Portfolio (xxxx1174)

Quantity	Symbol	Description	Open Date	Current Value	Cost Basis	Total Gain/Loss	Percent Gain/Loss
632.00	MSFT	MICROSOFT CORP	07/22/2008	266,388.00	16,142.17	250,245.83	1,550.26%
388.00	MCO	MOODYS CORP	11/01/2022	183,667.56	103,047.53	80,620.03	78.24%
210.00	NFLX	NETFLIX INC	10/13/2023	187,177.20	112,293.12	74,884.08	66.69%
22,182.00	NTDOY	NINTENDO LTD ADR	08/16/2021	324,522.66	269,328.39	55,194.27	20.49%
863.00	ODFL	OLD DOMINION FREIGHT LINE INC	06/05/2024	152,233.20	152,099.34	133.86	0.09%
125,000.00	68389XBC8	Oracle 2.950 05/15/25 25 05/15/2025 2.950% Call 02/15/2025 100.00 Accrued Income	04/08/2021	124,127.50	125,817.29	(1,689.79)	(1.34%)
125,000.00	70450YAD5	PayPal Hldg 2.650 10/01/26 26 10/01/2026 2.650% Call 08/01/2026 100.00 Accrued Income	04/08/2021	120,944.50	127,808.61	(6,864.11)	(5.37%)
100,000.00	70450YAP8	PayPal Hldg 5.150 06/01/34 34 06/01/2034 5.150% Call 03/01/2034 100.00 Accrued Income	11/04/2024	99,420.00	100,750.04	(1,330.04)	(1.32%)
150,000.00	71713UAW2	Pfizer 6.600 12/01/28 12/01/2028 6.600% Accrued Income	10/13/2023	159,234.15	156,834.71	2,399.44	1.53%
100,000.00	716973AB8	Pfizer Invst 4.450 05/19/26 26 05/19/2026 4.450% Call 04/19/2026 100.00 Accrued Income	06/14/2023	99,833.20	99,519.79	313.41	0.31%
100,000.00	716973AA0	Pfizer Invst 4.650 05/19/25 05/19/2025 4.650% Accrued Income	05/19/2023	99,982.20	99,924.00	58.20	0.06%
150,000.00	693475AX3	PNC Finl Svc 2.600 07/23/26 26 07/23/2026 2.600% Call 05/24/2026 100.00 Accrued Income	05/05/2021	144,976.95	153,148.37	(8,171.42)	(5.34%)
100,000.00	74456QBU9	Public SVC E&G 3.700 05/01/28 28 MTN 05/01/2028 3.700% Call 02/01/2028 100.00 Accrued Income	02/14/2023	96,729.10	97,147.84	(418.74)	(0.43%)
1,998.00	ROST	ROSS STORES INC	03/18/2020	302,237.46	131,562.76	170,674.70	129.73%

SUMMITRY

Unrealized Gains and Losses

CA NV United Methodist Foundation, AA Portfolio (xxxx1174)

Quantity	Symbol	Description	Open Date	Current Value	Cost Basis	Total Gain/Loss	Percent Gain/Loss
100,000.00	78014RDP2	ROYAL BANK OF C1.25% 28FDUE 07/20/28 07/20/2028 1.250% Call 04/20/2025 100.00	09/30/2021	89,101.00	98,526.28	(9,425.28)	(9.57%)
		Accrued Income		246.53			
100,000.00	78014RKL3	Royal Bank of Canada 5.200% 01/31/2033 USD SNR GLB 01/31/2033 5.200% Call 01/31/2028 100.00	01/31/2023	98,789.80	99,861.50	(1,071.70)	(1.07%)
		Accrued Income		2,181.11			
100,000.00	RY5462030	Royal Bk Cda Global Medium Term Sr Bk Nts 4.150% 0 08/15/2025 4.150% Call 02/15/2025 100.00	08/11/2022	99,550.80	100,005.44	(454.64)	(0.45%)
		Accrued Income		530.28			
859.00	CRM	SALESFORCE COM	03/22/2021	287,189.47	185,001.03	102,188.44	55.24%
100,000.00	795451CL5	Sallie Mae Bk Salt Lake City Ut Ctf Dep 4.900% 12/ 12/08/2025 4.900%	11/30/2022	100,665.90	99,865.00	800.90	0.80%
		Accrued Income		336.16			
4,659.00	SCHW	SCHWAB CHARLES CORP NEW	06/30/2020	344,812.59	188,312.25	156,500.34	83.11%
864,572.00	SNSXX	Schwab Charles Family Fd Schwab Us Invs	05/02/2024	864,572.00	864,572.00	0.00	0.00%
2,785.00	SBUX	STARBUCKS CORP	03/15/2022	254,131.25	220,920.74	33,210.51	15.03%
150,000.00	86944BAF0	Sutter Hlth 1.321 08/15/25 25 08/15/2025 1.321% Call 05/15/2025 100.00	05/12/2021	146,453.70	150,147.07	(3,693.37)	(2.46%)
		Accrued Income		748.57			
2,409.00	TSM	TAIWAN SEMICONDUCTOR MFG CO LTD ADR	03/07/2022	475,753.41	218,513.78	257,239.63	117.72%
100,000.00	87612EBP0	Target 4.500 09/15/32 32 09/15/2032 4.500% Call 06/15/2032 100.00	12/27/2024	96,704.20	96,634.18	70.02	0.07%
		Accrued Income		1,325.00			
100,000.00	87612EBS4	Target 4.500 09/15/34 34 09/15/2034 4.500% Call 06/15/2034 100.00	12/06/2024	94,954.90	97,918.00	(2,963.10)	(3.03%)
		Accrued Income		1,437.50			
100,000.00	239753DL7	Target 6.650 08/01/28 08/01/2028 6.650%	10/12/2023	105,537.50	104,708.80	828.70	0.79%
		Accrued Income		2,770.83			

SUMMITRY

Unrealized Gains and Losses

CA NV United Methodist Foundation, AA Portfolio (xxxx1174)

Quantity	Symbol	Description	Open Date	Current Value	Cost Basis	Total Gain/Loss	Percent Gain/Loss
100,000.00	882508CH5	Texas Instrument 4.850 02/08/34 33 02/08/2034 4.850% Call 11/08/2033 100.00	05/09/2024	98,379.50	98,901.00	(521.50)	(0.53%)
		Accrued Income		1,926.53			
100,000.00	883556CW0	Thermo Fisher 4.977 08/10/30 30 08/10/2030 4.977% Call 06/10/2030 100.00	08/29/2023	100,322.60	99,704.56	618.04	0.62%
		Accrued Income		1,949.33			
130,000.00	883556CX8	Thermo Fisher 5.086 08/10/33 33 08/10/2033 5.086% Call 05/10/2033 100.00	12/31/2024	128,782.55	129,451.40	(668.85)	(0.52%)
		Accrued Income		2,607.99			
100,000.00	89114VAT4	Toronto Dominion Bank 03/31/27 03/31/2027 3.250% Call 03/31/2025 100.00	03/29/2022	98,494.20	100,011.74	(1,517.54)	(1.52%)
		Accrued Income		9.03			
100,000.00	89236TKF1	Toyota Motor Crd 3.650 08/18/25 MTN 08/18/2025 3.650%	02/17/2023	99,365.00	99,257.08	107.92	0.11%
		Accrued Income		1,348.47			
100,000.00	89236TLM5	Toyota Motor Crd 4.800 01/05/34 MTN 01/05/2034 4.800%	06/10/2024	97,187.20	96,960.78	226.42	0.23%
		Accrued Income		2,346.67			
100,000.00	91159XAJ4	U.S. BANCORP 5.5% 34DUE 10/29/34 10/29/2034 5.500% Call 10/29/2026 100.00	10/25/2024	99,750.50	100,014.80	(264.30)	(0.26%)
		Accrued Income		947.22			
1,121.00	ULTA	ULTA SALON COSM & FRAG	07/30/2020	487,556.53	394,218.31	93,338.22	23.68%
200,000.00	904764BT3	Unilever Capital 5.000 12/08/33 33 12/08/2033 5.000% Call 09/08/2033 100.00	12/19/2023	199,104.40	205,967.67	(6,863.27)	(3.33%)
		Accrued Income		638.89			
100,000.00	907818EV6	Union Pacific 4.375 09/10/38 38 09/10/2038 4.375% Call 03/10/2038 100.00	11/14/2023	89,686.50	87,126.96	2,559.54	2.94%
		Accrued Income		1,348.96			
75,000.00	907818CU0	Union Pacific 6.250 05/01/34 05/01/2034 6.250%	05/06/2024	79,594.35	80,718.09	(1,123.74)	(1.39%)
		Accrued Income		781.25			
7,256.00	UMGNF	UNIVERSAL MUSIC GROUP NV	11/08/2022	185,720.22	144,315.92	41,404.30	28.69%

SUMMITRY

Unrealized Gains and Losses

CA NV United Methodist Foundation, AA Portfolio (xxxx1174)

Quantity	Symbol	Description	Open Date	Current Value	Cost Basis	Total Gain/Loss	Percent Gain/Loss
100,000.00	911312BZ8	UPS 4.875 03/03/33 32 03/03/2033 4.875% Call 12/03/2032 100.00 Accrued Income	11/14/2023	98,705.90 1,597.92	97,836.17	869.73	0.89%
100,000.00	911312CD6	UPS 5.150 05/22/34 34 05/22/2034 5.150% Call 02/22/2034 100.00 Accrued Income	12/04/2024	99,881.40 557.92	102,800.51	(2,919.11)	(2.84%)
150,000.00	912810EW4	US Tres Bd RATE 02/15/2026 6.000% Accrued Income	07/02/2008	152,484.45 3,399.46	152,288.04	196.41	0.13%
1,507.00	V	VISA INC CL A	12/07/2016	476,272.28	119,233.73	357,038.55	299.44%
100,000.00	254687EK8	Walt Disney 6.750 01/09/38 01/09/2038 6.750% Accrued Income	11/09/2023	110,390.40 3,225.00	105,780.05	4,610.35	4.36%
100,000.00	94106LBS7	Waste Mgmt 4.150 04/15/32 32 04/15/2032 4.150% Call 01/15/2032 100.00 Accrued Income	06/28/2024	94,298.60 876.11	95,277.42	(978.82)	(1.03%)
100,000.00	94106LBW8	Waste Mgmt 4.875 02/15/34 33 02/15/2034 4.875% Call 11/15/2033 100.00 Accrued Income	05/09/2024	98,109.10 1,841.67	98,142.00	(32.90)	(0.03%)
85.00	WFC+L	Wells Fargo L	03/04/2016	101,516.35	100,516.25	1,000.10	0.99%
704.00	ZBRA	ZEBRA TECHNOLOGIES CORP C	03/16/2020	271,898.88	120,031.82	151,867.06	126.52%
Total Unrealized Gain/Loss				18,779,422.16	14,821,422.29	3,847,628.02	25.96%